



"Your Local Pet Specialist!"

250-758-3908



Wiener anybody??



A warm welcome to our Grooming Team for Catherine



Toby at our Fun Match



Raw Food

WELCOME TO EDITION # 4 - AUGUST 2013

September is coming and we all know what that means:

Back to school!!!!!!

kids are going back to continue their education. But what about you and your dog? Maybe you stopped taking your dog to classes after puppy kindergarten or maybe you took one extra set for a few weeks. Many people feel that there is no need to teach their dogs new behavior, but do you really understand your dog, does your dog understand you? Do you think there is room for improvement in your dog's behavior or in your relationship with your dog?

It is never too late to expand your horizons and create a stronger bond and better understanding between you and your dog.

DAWG is starting the week of September 9 with a new set of classes that can help you to have some fun, meet some fantastic people, and learn a few things about yourself and your dog at the same time.

Maybe you have considered **Agility classes** for yourself and your dog. Introduction to agility is a great way for your dog to interact with you and the agility equipment such as teeter totter, jumps, tunnels, weave poles, and A-frames while being surrounded by a stimulating

environment. Your dog will learn quickly that it is more rewarding to pay attention to you, then go visit with the other dogs!


Trick classes is another excellent way of expanding your dogs knowledge and learning power. Through a variety of tricks, a dog can learn to think while using its nose, it's feet, its entire body and the most important part of all its brain! After six weeks of classes, you and your dog will be ready for the novice level trick dog testing, which can earn you a title.

Disc Dog Disc Dog Sport is a highly motivational sport for dogs! Dogs that like to chase toys, fetch, run and jump excel at this sport. Though you will see certain breeds predominantly in competition, there is no wrong dog for this sport. Your dog must be physically able to run and chase, jumping is optional. Above all this sport should be fun and fast!

A new class DAWG is currently offering is **Musical Freestyle** is obedience and tricks and a few small dance steps for those adventurous souls. You and your dog move to music and perform certain obedience skills such as heeling, down, sit, spin, walking backwards together, shake a paw, rollover, and many more. You can make this as easy or complicated as you like and with the help of our great instructor Linda, it will always be fun and exciting.

Continuing education in **Obedience or Good Manners Classes** will teach you such valuable skills as: come immediately when called, stay in position for a period of time, down close up or from a distance, meeting other people politely without jumping up, being able to be handled for grooming or veterinary purposes, not pushing your way through a door ahead of people, ignoring distractions, and many more.

And to top it off there is a special interest class called



Our Delta is having a refreshing, but smelly mud bath!

Control Unleashed. We have created this class for dogs that have some behavior challenges, and each dog in this class will have a special program tailored to them. Dogs with reactivity issues, stress or anxiety, or dogs that have a hard time focusing on their handlers will greatly benefit from these sessions. The lessons learned in this class will carry you and your dog through for life and the program will make you more aware about why your dog is behaving the way it does. In this class, we focus on the dogs mental well-being and connectedness to you.

All classes can be registered directly online by going through our website: www.nanaimopetservices.com

If you have some specific behavior issues, or you would prefer to do one on one session instead of group classes, this can of course be arranged as well. E-mail: info@nanaimopetservices.com

Looking forward to being of service to you and your four-legged companion.

Swimming with your dog!

Swimming with your dog can be a lot of fun, but there are a few things you need to consider. Not all dogs are the right shape to swim easily. It may be to your benefit to outfit your dog with a life jacket until they are strong and confident swimmers. Long bodies, short legged breeds will have a difficult time propelling themselves. And short nosed and broad breeds will have a harder time staying afloat.

Swimming can be great exercise for both you and your dog, be sure to pick an appropriate location (as dogs are not always allowed on the beach) and watch out for strong currents. You want to start swimming gradually. Most dogs will instinctively paddle out of the water towards the nearest shoreline. If they see a closer option like a person or a log they may try to climb up on them. Dogs have a hard time exiting the water when they need to exit vertically as their hind ends will sink and with it the rest of the dog. This can cause dogs to panic so start by making sure your dog knows where to exit, and that they can safely do so.

You want to get your dog comfortable wading in the water and gradually encourage them to swim out with you.



Swimming out of the water is the easy part but sometimes dogs have a hard time going into the water. You can help encourage this behavior through toys and treats that float in the water.

Swimming is great exercise especially for dogs who suffer from joint problems. Being in the water helps to relieve the pressure on those joints and allows the dogs to work their muscles without extra strain.

Be sure to encourage your dog to take breaks from swimming. Like us dogs can tire easily if swimming for long periods of time. Be aware that like small children it only takes a moment of inattention for a dog to drown. Life jackets and safety should come before anything else.


Overheating

Summer is still in full swing and we will have many more very warm days. Over-exercising your pet on hot days can have serious consequences.

It's relative be easy for us humans to regulate our body temperature, we can take a cool shower, we can sit in front of the fan, we can take some clothes off or go swimming. For our doggy friends. It is not so easy. They do not perspire as we humans do over our entire body. They regulate their body temperature by seeking out cool areas and laying down, thereby exposing their tummies to the cooler floor. They will perspire through the pads of the feet or around the ears only. They will want to reduce activities drastically, so please take note and do not let your dog exercise heavily when the temperatures are hot. Panting will also bring in cooler air to allow cooling down of your dogs body temperature.

It is true that a moderate coat can help keep your dog cool by keeping harsh sunshine off the body. It is also true that an excessive amount of coat on a dog will actually overheat the dog quicker.

Signs of heat stroke in your dog are: excessive and rapid panting, the lips and gum tissue of the dogs mouth turning bright red, becomes sticky to the touch, your dog may



become disoriented, eventually the dog will stagger around and lose consciousness. If the body temperature is not reduced, the dog could actually die.

It is absolutely crucial that a dog that is overheated, is not cooled down too fast. Never use ice or ice cold water as this will actually shrink the blood vessels and reduces circulation, thereby decreasing the blood flow and eliminating the chance of the dog cooling down. It is much better to use a towel, wet it down and place it on the dogs tummy or allow the dog to stand on that cooler surface, or use the fan to surround the dog with cooler air. It may also help to put a light damp towel around your dogs head, particularly around the ears to help reduce temperature in the body. Refresh the cool towel frequently. If you wish to use water, make sure you place the dog in water that is of room temperature, never cold.



In case of advanced overheating, take your dog to the veterinarian as soon as possible. It may save your dogs life.

Disc Dog Sport

Disc Dog Sport is a highly motivational sport for dogs! Dogs that like to chase toys, fetch, run and jump excel at this sport. Though you will see certain breeds predominantly in competition, there is no wrong dog for this sport. Your dog must be physically able to run and chase, jumping is optional. I never thought starting out that my small hairless chinese crested would be the one who was absolutely ga ga for this sport, but he is fearless and will run himself into the ground so he can jump and catch his disc. The sport locks into a dogs instinct to chase prey and track it in flight.

The first goal is to get your dog interested and interacting with the disc. Once they are willing to play we start rolling it along the ground and encouraging them to chase and catch it while the disc is moving. Next we start with short throws where we encourage the dog to chase and grab the disc as it is flying away from them. Some dogs will naturally jump to try and grab the disc but we need to ensure that they learn to jump and land properly before encouraging to do to much random jumping.

Above all this sport should be fun and fast! If you want to try it at home find a dog safe disc (not a hard rubber disc) that your dog can play with. You can start with a soft fabric disc but if you are interested in competition you will soon need to get your dog working with competition discs and get some solid training in place!



To Chew or not to Chew?

This dog has hair stuck in his teeth. The smell of decaying hair is nasty!



that is the question!

Many people ask us this question when they bring their dog in for grooming: is it good for my dog to chew on a bone?

Part of our professional grooming service includes removing plaque and tartar from the dog's teeth. Since this is all done without sedation, it is imperative that the dog cooperates and the build-up is not too heavy, and the gums and teeth are healthy.

Our service does not replace the deep cleaning under-the gum line that a veterinary service would offer under sedation, but is an excellent way of maintaining your dogs oral health between vet visits.

Just like for humans, flossing and brushing teeth is very important. Luckily for us, there is a very inexpensive and super easy way for your dog to maintain good oral health. Dogs jaws and teeth are built for chewing. After testing various products and bones with my own dogs, we have found that by far the best product is a natural raw beef knuckle bone with some pieces of tendon and meat still attached. The bone is totally digestible and softer than, for instance, a marrow bone. It does not splinter. For smaller dogs you can also use beef rib bones with some meat still attached.

Bones should never be cooked, since that changes the hardness of the bone and can cause damage to your dogs teeth as well as his intestines.

Bones can be purchased at locations where raw dog food is sold, or ask your butcher for a knuckle bone.

With our raw food products for dogs and cats, we offer bones for sale if ordered in advance.

If you give a bone to your healthy dog for approximately 15 to 30 min once a day, you will see a remarkable results in only one week. Your dogs teeth will become sparkling white, your dogs gums will be healthy and the mouth will smell clean and fresh like it should.

After 15 or 20 min. of good chewing action, you want to remove the bone and place it back in your freezer. Then the next day, you can take it out and present it to your dog again and repeat this process until such time that the bone becomes too small, or is no longer appealing to you or your dog.

It is a much healthier and cheaper way of maintaining your dogs oral health than a visits to your veterinarian where a costs between \$200 and \$800 for teeth cleaning can be expected. If your dog already has periodontal disease or loose teeth, you may have to start out with a visit to your veterinarian. After your dogs mouth has regained health, you can start proper maintenance by offering your dog a bone on a regular basis.

The end of summer, one more Summer hairdo for my dog?

It has been hot and long summer. Many people have chosen to give their dogs a nice short hairdo during the hot weather. But now that your dogs hair is starting to grow in, many customers are not sure if they should have the hair trimmed shorter again or hold off, since fall is just around the corner.

Hopefully your pet is on a regular home grooming schedule. It gets regular brushing and combing a minimum of twice a week. You check the health of the ears, the pads and the nails on a weekly basis, and everything is looking good. The end of summer is the time for problems to occur.


Fleas are happily multiplying in the hot weather and since we tend to walk our dogs a lot more during the summer, it is very common for your pet to pick up a few fleas on your daily outings. If your dog is on a flea prevention medication, this will usually not lead to any major problems. In that case, the fleas will only be able to live and feed on your dog for a short period of time. Unfortunately, they can still bite your dog and created itchy skin and irritation. Your professional groomer will be able to assess if your dog has or has had fleas and will be able to advice you on treatment.

In our grooming shop we only use a non-pesticide shampoo since we believe that less chemicals entering your dogs body is better for the dog as well as for the environment. A 15 min. soak with this shampoo will ensure that all fleas are dead, and will also help with any skin irritation your dog may have from multiple flea bites.

Another common problem at the end of summer is spear grass. These pesky little grass seeds have miniscule little barbs that will work their way into your dogs skin, particularly around his feet and in between the toes. If found early, they can be removed relatively easily, but if left unchecked, your dog may become lame and really suffer. If you see a swelling in between your dogs toes, look for those signs.

And then of course the end of summer will bring burrs, which are the seeds of various grasses and weeds that have a wonderful way of working themselves into your dog's hair and creating a huge mess of tangles. That in itself is an excellent reason to give your dog a professional grooming.

We are at your service, and look forward to answering all your questions.



Why would anyone want to clip cats nails?

Grooming cats for our customers is an extremely rewarding job. Grooming cats also comes with some challenges. Quite often cats are very adapt at using their retractable claws to try to remove your hand or comb from their body.

In order to prevent injury to ourselves while grooming a cat, we always clip the cat's nail tips to prevent their claws from entering and scratching our skin. This does not prevent the cat from using their claws to climb trees and protect themselves when outdoors.

Customers come in to have **their cats** nails clipped for various reasons. Cats nails grow continuously and if not maintained by the cat through scratching on trees or a scratching post on a regular basis, which will allow the nail to shed naturally, these nails will become thick and will curl back into the pad off the foot. This is of course extremely painful for your cat and can lead to serious infection and costly veterinary treatment. Older cats are more prone to ingrown toenails then young ones.

Cats that live a mostly indoor life will gladly scratch on your furniture. Clipping the nail tips on a regular basis (once a month) will prevent the cat from doing extreme damage to your furniture.

There are no known health risks associated with clipping a cat's nails, provided it is done properly.

There is a product on the market called: "nail caps".

These are tiny little plastic nail covers that are glued over top of the existing nail. The nail will still grow in that cover, but it will prevent the cat from scratching or doing damage to the furniture. This can be a good option for cats that are strictly indoor cats and wish to scratch excessively. Maintenance for nails with nail caps attached is requires once every four to six weeks. The nail caps should then be removed, the nail must be clipped and new nail caps attached.

Nail caps are available at pet stores. Oliver's Pet Store at Brooks Landing carries this product.



TO BOOK UPCOMING CLASSES AND EVENTS - WWW.NANAIMOPETSERVICES.COM

EVENT	DATE	SIGN UP	WHERE
AGILITY TRIAL	August 24/25, 2013	SPECTATORS ARE WELCOME!	Centennial grass field, BEBAN PARK
Register for all Fall Training classes	click to register	OPEN	Agriplex Building, Beban Park, Nanaimo.
Agility TRIAL	September 14/15, 2013	SPECTATORS ARE WELCOME!	Agriplex Building, Beban Park, Nanaimo.

IF YOU WISH TO OBSERVE ONE OF OUR TRAINING SESSIONS, PLEASE CONTACT US AT: INFO@NANAIMOPETSERVICES.COM

Draw for free grooming and classes

We have drawn the new winners, see name below! Winners are drawn from people that have registered for our newsletter.

The winners this month are:

free grooming for one dog:

Carol Marcan & Twinkie

free set of 6 weeks of classes: (your choice of obedience, agility or our new Tricks class).

Teresa Myrfield & Nita

IN OUR NEXT ISSUE:

- cleaning your pets ears
- competing in dog sports
- Halloween safety and fun
- transporting your pets by car safely



Ruby comes flying out of the tunnel



NanaimoPetServices
www.nanaimopetservices.com

grooming
agility
obedience

"Your Local Pet Specialist!"

250-758-3908