

Nanaimo Pet Services Newsletter June 2015



NanaimoPetServices
www.nanaimopetservices.com

grooming

agility



"Your Local Pet Specialist!"

obedience

250-758-3908

www.nanaimopetservices.com

Email: nanaimopetservices@gmail.com

Real Life Training Class at Maffeo Sutton Park






**Did you
know????**

That Brett Kirby (our in-house doggy teeth cleaner) and his wife Cheryl, just had a visit from the Stork (Cheryl hotly contests that as hearsay) and expanded their family with the arrival of baby boy: Van Austin Kirby. He weighed in at a healthy 8 lbs 2 oz. Mom and Van are doing just fine, Brett, we're not so sure :-)

In this Editon of your Nanaimo Pet Services Newsletter:

- **Vacation! Now what do I do with my dog?**
- **Playskool collage**
- **Boating or paddling with your dog? Why not!**
- **Dock Dog or Dock Jumping**
- **Nanaimo River Adventure**
- **Doorway Etiquette**
- **Playskool collage continued**
- **Shaving a cat??**
- **From the grooming shop**
- **My dog is friendly! How about yours?**
- **Nanaimo Pet Services Trainers have a Disc Dog Practise**
-



**Did you
know????**

Fact: Dogs Can Smell Hypoglycemia

It sounds like a Lassie TV episode, but it's truth, not fiction. Dogs can sniff out a dangerous drop in blood sugar in a diabetic owner and alert the person to take action by pawing, licking, whining, or barking. A few dogs have even been trained and placed as diabetic service dogs. Their nose for hypoglycemia (low blood sugar) is correct 90% of the time, according to their trainers.

Vacation! Now what do I do with my dog?

Summer holidays are here and as we are thinking of heading off on vacation, we need to make plans for the dog, cat or other pet!

Can your pet safely travel with you? It's not as simple as it seems. You need to know that it is safe for your pet to travel with you.

- Is the weather going to be an issue? If it's hot and you want to get out of the car for a meal, or to go see an attraction where dogs are not welcome what will you do?
- Currently there is an epidemic dog flu down in the central USA that is putting many dogs in veterinary care and has already caused several deaths.
- Is your dog allowed to cross the border? Make sure that your pet has all the needed documentation in order to come with you. Keep in mind there are many places around the world that require your pets to go through quarantine, so bringing them may not be possible. Other places will not allow your pet at all!
- Is your dog protected from local bugs? Heartworm is prevalent throughout North America, make sure that you give your dog heartworm medication if you are traveling through areas that may be affected. Lyme disease, is another common problem that is spread through tick bites.

- Is the campground/hotel or friends place welcoming of dogs?
- Can my dog handle being in a place where people are constantly coming and going? For some it may be too much!
- Is it safe to fly my dog?
Remember that in cabin pets have to have a reservation and be under a certain weight/size. If you have your pet traveling in cargo there are also bookings required and pets will not be transported if the weather is above or below a certain temperature. Remember to get a carrier that meets all the airline requirements and strap it shut with zip ties so that your pet can not accidentally get out.
- Make sure your dog is wearing identification at all times. Should anything happen or your dog gets startled or loose you want to make sure that whomever finds your pet can contact you or someone back home.
- If you are all set to travel with your pet, great!



I have decided that it is not a good idea to bring my pet with me. What are my options here at home?



- Get a friend of family member to look after your pet. Make sure that they are confident and comfortable with your pet. Are they coming to stay at your place or is your pet going to stay with them?
- Find a pet sitter. They may be willing to stay at your place, or have your pet come to stay at their place.
- Boarding kennels

Why have the dog stay at home?
Many people like having their dog stay at their own home. This provides a familiar environment for your dog, and will allow them to maintain their regular routine while you are away. Then again it can be fun for your dog to go on a mini holiday while you are away! They can learn new things, and meet new people and other friends.



When I am away what should I send with my dog for pet care?

- Emergency contact number for you or someone that can make decisions in case of accident, illness or other unforeseen problem.
- Your veterinarian's information. You also want to leave instructions with the vet for your animals care in case you can't be reached. Quite often they will keep a letter from you on file with your wishes for your pet's care.
- Food, measured out or with measuring cup, treats and dishes
- Any supplements or medications and instructions on frequency and dosage (enough for your entire trip and an extra couple of days just in case)
- Toys
- Bed, blanket or crate
- Special instructions for allergies, or other concerns such as fears, anxieties, reactivity.
- Well fitted collar with contact information
- Leash/harness or other walking gear

The more organized you are when traveling with or without your pet, the less stress on your family!



Playskool collage



Boating or Paddling with your Dog? Why Not?

Before you head out

Before you head out on that long weekend trip, take some time to get your dog used to your boat. If you have a power boat, go have lunch on it while it's docked and start the engine. Let Fido get used to the movement and noises. If you're rowing or paddling, set up the vessel on shore and practice getting on and off of it. Where is Fido's place? Will he respond to 'sit' or 'down' cues on the vessel? Lots of cookies help Fido realize that boating is super fun!

This is also the time to evaluate the deck to see if it is slippery for Fido. Boating stores sell rubber matting that can be used to give Fido a safe and non-slippery place to hang out. Teach Fido 'Go to your bed' and give him somewhere that's his place to feel safe.

Have a buddy with you, and make some short trip to be sure your dog is comfortable and having a good time before you head out on longer trips.

Safety First!

Your dog should be wearing a properly sized life jacket. Even if Fido is a fantastic swimmer, pets can become disoriented and swim AWAY from land. Otters and other marine life can also lure your pet out too far for them to swim ashore.

Never leave your dog unsupervised on deck. For kayaks, paddleboards, and canoes, leash your dog to the vessel or to yourself. Then you can haul Fido back in if he falls or jumps overboard.

Items to bring

- Leash, Collar, and ID tag
- Treats
- Water
- Sun Screen (Dogs with exposed skin or pink noses)
- Life Jackets for everyone
- Waterproof camera to document your trip!



Some good links

<http://www.sit-on-topkayaking.com/Articles/Instruction/KayakingPets.htm>

<http://www.boatus.com/pets/prepare-pets-for-boating-excursions.asp>


<http://cottagelife.com/71012/environment/boating/tips-for-boating-with-dogs>

Dockdogs or Dock Jumping

There are so many cool sports that you can do with your dog, but this is by all means one of the most fun to watch and participate in. It is quite the thrill having your dog running down the dock and flying through the air to land with a big splash. There are different levels of competition from the novice level dogs that are just learning to jump, to the dogs that are jumping for world records. There are even classes for the lap dogs (dogs under 17 inches at the shoulder).



Here are the different games:



Big Air (X-treme air) is a distance competition. Getting your dog to leap up off the edge of the dock and fly as far as possible, generally chasing after a toy. The distance for each jump is measured from the edge of the dock to where the base of your dogs tail enters the water. The dog the leaps the farthest wins.

Extreme Vertical (X-treme vertical) is geared towards getting as much height off the end of the dock to grab a bumper that is suspended above the pool. The dog that leaps the highest wins.

Speed Retrieve (X-treme retrieve) is the competition where dogs run, jump and swim to the end of the pool as fast as possible and then retrieve a bumper from the holder. Fastest dog wins.

There are a couple organizations that come to Canada and the pacific northwest:

Dockdogs dockdogs.com

X-treme Air Dogs x-tremeairdogs.com

Getting started:



First of all your dog has to be a good swimmer. The stronger their desire to swim, the easier the sport is to get into. Certain breeds definitely have a natural ability or affinity for water, but that is not always the case! Remember if your dog is just learning that providing support with floatation (life jacket) may

help your dog build confidence in the water. The second important aspect of training will be to encourage your dog to retrieve and chase toys into the water. This toy drive is the main driving force behind most dock dogs!

When you start introducing your dog to jumping into the water, see if you can encourage them to hop off of small raised surfaces or inclines. You can also use a floating board in the water. Make sure the water is deep enough and that you stabilize what they are jumping off of so that your dog does not get injured.

There is one upcoming event listed for Victoria, BC at Pet-a-palooza August 8-9 2015! Go check it out!



The winner of the \$55.00 grooming package is:

Odessa Kasprovicz and Ginger

**Did you
know???**

Myth: Cats Steal a Baby's Breath

This superstition goes back to the 1700s. When babies died of sudden infant death syndrome (SIDS), people were quick to blame a cat seen lying in the crib. Today, soft toys, illnesses, a stomach-lying position have all been linked to SIDS -- but not cats. Cats are drawn to cribs because they're warm, cozy, elevated places -- perfect for a catnap.

Nanaimo Pet Services sells the [Mountain Dog](#) and [Pet Lovers Choice](#) pet foods, providing quality nutrition for you pets.

You can place your orders directly through the [on-line store](#) on our website, up to the posted deadline for that month.

Deadlines for ordering are:

June 20th, July 25th, August 22nd

Food arrives our store:

June 26th, July 31st, August 28th

(ready for pick up after 12:00 noon)

We do keep a small supply on hand. Call our store for what's available at 250-758-3908


If you are interested in purchasing raw food for your pet(s), or if you would like more information, please contact us at:

250-758-3908

[on the web](#)

or email at

agilplay@telus.net



**Did you
know????**

Fact: Dogs Can Learn 250 Words

The smartest, best-trained breeds are similar to a 2-year-old child in their ability to understand human speech, according to researcher Stanley Coren, PhD. These dogs understand up to 250 words, while the average dog can understand 150 words.

Top Dog: Border collie, poodle, German shepherd, golden retriever, Doberman pincher

Beauty Before Brains: Borzoi, chow chow, bull dog, basenji, Afghan hound.

The winner of the \$35.00 Full day at PlaySkool are:

Josh & Jen Wynia and Gabby

Nanaimo River Adventure



**The winner of our \$140.00 (6 sessions) Training Package is:
Andrew Cathers and Shyla**

Doorway Etiquette

Wouldn't it be nice to approach a door with your dog without them barging through? Instead having them sit politely and waiting for a release. A doorway can be such an exciting place, but also a dangerous one for dogs that push out to jump on people or run into the street. Therefore, teaching your dog appropriate door manners is very important and could one day save your dog's life!

Training

- Start training your dog for appropriate doorway etiquette by having your dog on leash with cookies within reach.
- Approach the door and put your hand on the doorknob and wait to see if your dog will offer a sit.
 - If your dog sits, mark the behaviour with either a clicker or a verbal "yes" and reward, tossing the cookie back AWAY from the door.
 - If your dog doesn't sit, give the cue to sit or lure them into position. (It is important that your dog learns to do the behaviour voluntarily, we want to stay away from cueing a sit within 10 repetitions.)
- Release your dog and approach the door again. The first few times do not open the door.
- Once your dog is walking to the door and offering you a sit when you touch the handle can you start turning the doorknob.
 - If your dog gets up at any time just drop your hand and start again. If you have tried 3 times and your dog has gotten up every time, what you are asking for is too difficult. Reward, your dog before they get up twice, then turn the doorknob again.
 - If your dog is holding a sit while you turn the knob, try opening the door a few inches. If your dog holds position, mark and reward behind the dog.
- Practice taking a step forward while your dog maintains the sit position.
 - If your dog stays, mark and go back to reward.
 - If your dog gets up then turn around, close the door, and start at the beginning again.
- When you are able to fully open the door with your dog holding the sit, release your dog to come through the door with you.

You can transfer your doorway etiquette to every doorway you'd like. For example; the yard gate, your dog's kennel door, and even the car door! Teaching your dog impulse control can help your dog make better choices.

**Did you
know????**

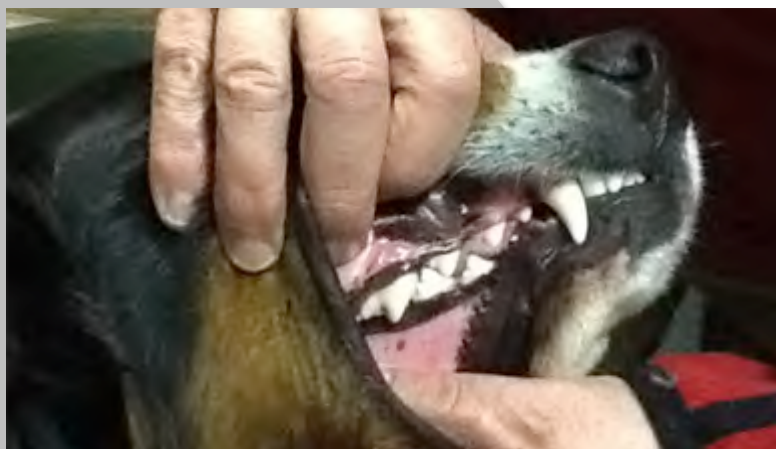
Fact: White Cats Are Often Deaf

Cats with a white coat are often deaf in one or both ears, especially those with blue eyes. When only one eye is blue, the cat is likely to be deaf on that side only. Many owners report that deaf cats are not too bright -- but it's not clear if deafness or lower intelligence is to blame.

Make an appointment for your dog with Brett, our Dental Hygienist to prevent this:





And create that:



**Your dog deserves clean teeth,
You deserve a dog who's breath smells better!**

Playskool collage continued



Shaving a cat??

many reason to turn a hairy cat into a super short hair cat!

- Is your cat having a hard time grooming their full coat?
- Does the hair get matted easily
- Does your cat suffer from hair balls due to excessive licking of the hair?
- Is your cat suffering from the heat?
- Are you tired of all the cat hair in your face, your butter and the soup?
- Had enough of the daily brushing and combing sessions?

Consider clipping your cat into a Sphinx trim, which basically leaves a super short velvet cover over its entire body with the head just a bit fuller.

Or maybe you like a fun trim such as Lion trim a full Mohawk or even a Dinosaur trim? How about a plush cut, transforming your long haired cat into a short haired one- quarter- inch all over kind of cat!

We have numerous reports of cats going home and literally jumping for joy! Recently we trimmed a 21 year old cat into a lion style. The hair was thick and even though mom brushed the cat religiously, the coat was too much for both cat and mom to handle. On arrival home, the cat came out of its carrier, paraded around like a queen started playing like she was a kitten and even jumped up on the counter, which she had not done for years!

Consider it! There are many options to make both your cat and you happy! A cat clip costs between \$60 and \$75.00 and lasts between 3 to 4 months! Can you already Imagine life without worry about hair everywhere?

Our Masters Cat groomers Linda and Bernadette and apprentice Jenna are at your service.



From the Grooming Shop!



My dog is friendly! how about yours???

Every time I walk with my dogs or with students or clients around Nanaimo's beautiful parks I meet dozens of dogs being walked by their owners. Some are greeting us with a wag and happy faces, others ignore us as we pass by, but a growing number of dogs are reactive. This often results in barking, lunging or even attempts to nip or bite at passers by, joggers, skateboarders, bicycles, etc.

The people on the other end of the line are often angry, correcting or punishing the dog for behaving so badly, or they are embarrassed and do not know what to do while making excuses for their dogs.

Reactivity is a severe and growing problem. We receive between 5 to 10 calls every week from people that want help for their reactive dog.

You may know of someone who has such a dog, or you may well have one at home, barking at the neighbours through your window while they walk on your street!

Here are some simple tips to help you get started in rehabilitating your reactive dogs behaviour.

- **Do not punish or correct the behaviour.**

Applying force or pain can suppress the problem momentarily, but it does not cure the behaviour, since you are not helping the dog to feel better. As a matter of fact, it is scientifically proven that punishment given during state of arousal or fear will create more of the negative feelings over time, not less!

- **Distance is your friend!**

Prevention can make learning possible! Stay away from the triggers until you have started a training protocol, to help your dog be calm around triggers. If something is approaching, turn around or if that is not possible, stand as far off to the side as possible to let it pass.

- **Try to have your dogs head turned towards you!**

Maybe play nose targeting games or gently cradle your dogs head in your hands (warning! Only do this if your dog will not redirect it's arousal towards you, as otherwise it could nip or bite you!)

- **Reward your dog often!**


If you repeatedly reward good behaviour such as looking at you instead of looking at the trigger, it will not take long before your dog will see good value in you and less value in the trigger!

- **Take the Control Un-leashed Classes which is only admissible for reactive dogs or set up a private session to learn more**

Nanaimo Pet Services is very proud to have been able to help hundreds of dogs over the years become better suited to live in this crazy busy world of ours! Recently we were able to assist a dog that was in the care of the SPCA. Roxy's behaviour was very troubled. This resulted in her lunging barking and nipping while in the shelter. She is working on a solid program including affection, rules and rewards and is recovering. She has been recently adopted and will continue her education. She was a lucky one, Positive training saved her life!

For more information on Disc Dog email us at: nanaimopetservices@gmail.com





That this is the last page of this newsletter?

We hope you enjoyed it and have gotten some useful tips and information out of it.

Remember, there are no dumb questions! If you have a concern regarding your furry friend, please don't hesitate

Upcoming Events

- Nadac Trial June 27 & 28, Centennial Field, Beban Park. The public is invited to come and view this fun agility event. Entry for spectators is "Free"!
- Seawall walk Saturday July 11th at 3:00pm. All current and passed participants in DAWG training classes are invited to attend.
- CGN Test Saturday July 11th at 5:30 to be held at our 4512 Wellington Road location. For more information email us at: nanaimopetservices@gmail.com
- New set of classes starts the week of July 20th. This is a shorter version with only 4 sessions. Again, contact us at: nanaimopetservices@gmail.com or you can book your classes on-line at:
<http://www.nanaimopetservices.com/#!classes-offered/cffs>
- Nationals Practise Wednesday June 22nd. Please confirm participation at: nanaimopetservices@gmail.com
- Nationals Practise Wednesday July 29th. Also please confirm participation at: nanaimopetservices@gmail.com

and another issue in your "mailbox"!

Let us know what your think of it!

nanaimopetservices@gmail.com

Your Nanaimo Pet Services Team